

4 I Disobey the Rules Sometimes



Even when we disobey the rules, God still loves us – and the Church does, too!

- We do commit sins sometimes
- Sin hurts us and everyone else
- Sin also hurts our relationship to God
- Reconciliation heals that for us

How does the Church help us celebrate God's forgiveness?

- At Mass, in the opening words when we say we're **sorry**
- We learn about **contrition**
- Through the **sacrament** of Reconciliation

- God **forgives** us
- And the Church **celebrates** that with us!

Parent lesson plans for page one of the 4th lesson.

Follow the numbers.

1 Help your child **be open** about admitting that he or she sometimes fails to love or follow the rules. For some children, this will be a difficult thing to admit.

You can help your child by saying that you also fail to love or follow all the rules sometimes.

Give examples from your own life that the child might recognize: anger, failing to give enough to the poor, not praying enough, and others.

When sharing such things with a child, always consider first what is appropriate to tell him or her.

Explain that the key to this is that even though we sin, God still loves us. Assure your child that **you still love him or her, too**, even when they do bad things.


2 Explain how sins (including the ones you used as examples from your own life) hurt the people around us. They also hurt **our relationship with God**.

3 Remind the child that the Sacrament of Reconciliation **heals** this for us. It's a time to "make things right" and to "start over."

4 Make sure your child understands each of the words on this page. Explain that contrition means being sorry and also being willing to change and do better.

With your child: Take the time to assure your child how much you love him or her. Give them small notes to express your love. Invite them to write notes, too.

Session 4: First Reconciliation Child Text Growing Up Catholic



**Prayer Celebration:
Growing up Catholic means we
start celebrating the Sacrament
of Reconciliation**

Begin with the Sign of the Cross. Everyone says it aloud together.
In the name of the Father, and of the Son, and of the Holy Spirit. Amen.

Leader: Jesus, thank you for bringing us all together here today. We love you and want to learn to love you more through the Sacrament of Reconciliation.

All: We love you, Jesus. Thank you for loving us.


Leader: You have given us so much courage and strength, Jesus. You have given us the Holy Spirit to be with us.

All: We open our hearts to you today.

Reader: *Read and listen now to God's Word from the Bible: (Matthew 18:21-22)*
A reading from the Gospel of Matthew...
... This is the Gospel of the Lord
All: Praise to you, Lord Jesus Christ!

Listen to the Leader.

All: *(Pause after each line)*
Oh Jesus,
 Thank you for forgiving us
 Every time we sin
Please give us the love in our hearts
 To forgive our friends and family
 When they hurt us or make us angry.
 Amen.



© PastoralPlanning.com 2008. All rights reserved. 2

Parent lesson plans for page two of the 4th lesson.
Follow the numbers.

➔ **1 Pray** this with your child, helping them find their way through it as the leader guides you.

When the time comes, help your child pray the words of the **Our Father** with the group.

➔ The leader will ask how many **70 times 7 equals**. This is the number of times Jesus teaches we must forgive those who hurt us or “sin against us.”

2 Be sure your child **understands each word** in this prayer celebration. It is necessary in forming a child to repeat certain definitions that might be unclear. For example, be sure your child understands that we use the terms sacrament of “Reconciliation” and “Confession” and “Penance” to refer to the same thing.

The leader will also ask “What is a **trespass?**” You might help your child be ready to answer in these or similar words: it’s another word for “sin.”

With your child: As you form your child in the process of Growing up Catholic, there are certain customs and traditions which are important. Here is the Catholic custom about **reverence**.

When we enter the parish church, we do so with an air of reverence for everything and everyone present there. “Reverence” means we honor something by our actions and thoughts – so in the church, we remain quiet. If speaking, we talk quietly. We don’t run or shout. We allow others to have quiet time for prayer. It is reverent for us to bless ourselves with Holy Water when entering and leaving the church. We bow or genuflect to the altar or tabernacle. Take your child with you to the church to show them these things.

What is a sin?

A sin is choosing to do something we know is wrong.
Sin hurts our relationship with each other
and our relationship with God.

Free will – God gives us the freedom to make choices between good and bad things. But God also gives us **Grace**. Grace is the power of the Holy Spirit within us, helping us choose love and good.



Family supper



Learning to ride



Talking with friends

Look at these three pictures. Tell a story about how these people could choose to be good and loving – or choose to be bad and mean. Tell how **FREE WILL** and **GRACE** helped them.

What is our Conscience?

Our conscience is God’s voice within us,
helping us know right from wrong.

Growing up Catholic means we learn to listen to our conscience and follow it. The Church helps us by teaching us God’s rules of love.

In the pictures above, tell how each child’s **CONSCIENCE** helped them make a decision for good and to be loving.

Growing Up Catholic + Reconciliation + Session 4: Disobedience @ Sin ©PastoralPlanning.com 3

Parent lesson plans for page three of the 4th lesson.

Follow the numbers.

1 In this lesson, your child will learn about sin.

Explain that in the past session, we learned that accidents are not sins. But **when we do something wrong on purpose**, that is a sin.


2 Help your child understand **grace**. Grace is a free gift from God which is given to us to help us choose right from wrong, and to help us become the persons we are created to be, which is to be persons of **love**.

3 Help your child **tell a story** about each of these pictures. They should be able to think about one thing in each picture which is a good thing to choose and one thing which is wrong. (For example: in the “family supper” – it is good to pray first and share so everyone has enough but it is wrong to fight.)

4 Explain the idea of **conscience** to your child. Tell them that each of us has a conscience. It is God’s voice within us, helping us know right from wrong. The Church helps us make sure our conscience is correct. Remind them that the Examination of Conscience which they did during the past week with you was one way for them to pause and look over their lives and see how they have made good choices and how they have made bad choices.

5 Ask them to look at the pictures again and tell what they think **Jesus would want them to do in each case**.

Session 4: First Reconciliation Child Text Growing Up Catholic



Meeting Jesus in the Bible
When we commit sins, we can return to God and say we're sorry. Like the son in this story, we find that God is waiting for us. God never stops loving us.


The Son who Asked for Forgiveness

Jesus told a story.

There was a dad who had two sons. One of them came to him and asked for his share of his dad's money. So the father agreed and gave him half of everything.

Then this son took it all and left. He wasted the money and did bad things. He became very poor and pretty soon he was starving, so he went to work on a pig farm but even the pigs had more food than he did!

So he thought to himself, I'm going home. I'll say to my dad, "I'm sorry for my sins. I realize I don't deserve your love but at least let me work for you."



So he got on the road and went home. But his father was hoping he would come back and had been watching for him every day!

When his dad saw the son, he ran out to the road and hugged him, because he was so glad to see him.

Then the son said what he planned. "I'm sorry for my sins," he said.

But his father had already forgiven him and threw a big party to welcome him home!

(Based on Luke 15:11-24)

© PastoralPlanning.com 2008. All rights reserved. 4

Parent lesson plans for page four of the 4th lesson.

Follow the numbers.





1 Begin by showing your child the **Bible** again. Open it to show them this passage.

2 Tell them that we are going to read this story in words that we understand better.


3 Then close the Bible and ask them to read this passage aloud. Help them when needed.

4 The popular name for this Scripture story is "**The Prodigal Son.**" Make sure your child understands each word in this passage. Ask what part of the story was more interesting.

5 When they have read the story, ask them to **re-tell** it in their own words. Help them see the flow of the story:

-  The son wasted his father's money. He did bad things.
-  Then he felt sorry.
-  He decided to ask for forgiveness.
-  When he did, his father had already forgiven him and welcomed him home.

6 Explain that this is **the same process** the Church has for Reconciliation. We commit sins, we are sorry, we ask for forgiveness, God takes us back as his children.

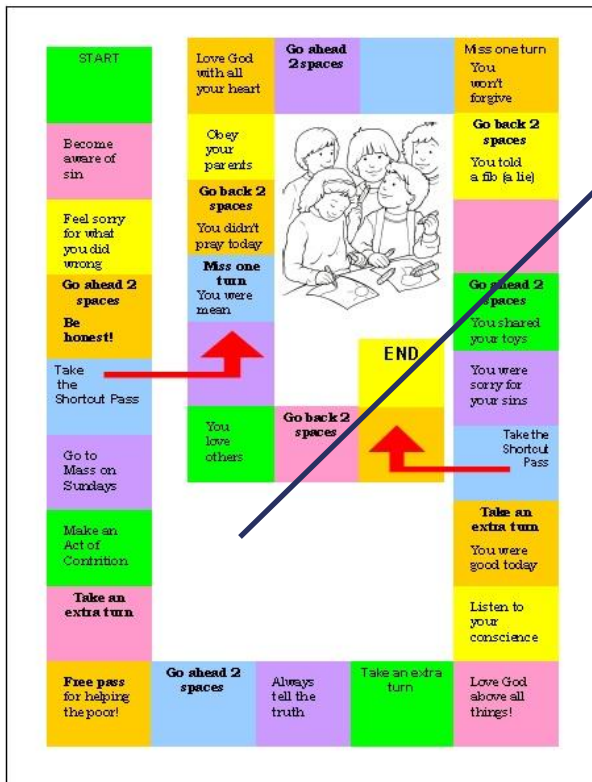


Parent lesson plans for pages 5 & 6 of the 4th lesson.
Follow the numbers.

1 Time for a break! Help your child **enjoy** connect the dots and color this image of the Bible story.

Coloring time is a good time to be close to your child without necessarily talking about faith.

Don't be afraid to **put your arm around your child** during this time.



2 Help your child play this game by playing with him or her! Let your child play first. Place a marker (a coin or button or other item) on the "start" box. Use the "dice sheet" on the next page by closing your eyes and putting your finger blindly on one of the squares. Each player moves the number of spaces chosen in this manner.


For each space on which one of you lands, **explain the meaning of the words** before going on.

1	5	7
3	1	6
	go back	
4	2	3
5	2	6
go back		go back
1	5	3

Parent lesson plans for pages 7 & 8 of the 4th lesson.
 Follow the numbers.

The Sacrament of Reconciliation
 The Penance

What is a "penance" and why does the Priest give us one?




- A "penance" is a task given to us by the Priest after we confess our sins
- It helps us turn our hearts back to God
- It helps us turn away from sin

Your penance might be an action, a prayer, or some other way to help you change your life and avoid sin in the future.

It might be:

- helping someone who is homeless or poor
- praying special prayers
- giving up something we like
- giving money for people who are hungry
- or any other action or prayer which the Priest asks you to do



You should perform your penance as soon after your Confession as possible.

Growing Up Catholic • Reconciliation • Session 4: Disobedience & Sin ©PastoralPlanning.com 7

➔ **1** Explain to your child that after he or she confesses his or her sins, and after the Priest has talked with them and given them advice, the next thing which happens is that **the Priest asks them to do a penance.**

Explain that penance means "making up for what we did wrong."


2 When we are truly sorry for our sins, **we promise not to do them again.** The penance helps us be strong.

➔ Explain that the penance will most likely be special prayers the Priest will ask us to say. (Make sure your child knows the Our Father, Hail Mary, and Glory Be by heart!)

Explain that sometimes the penance might be an action related to our sins. If we confess selfishness, for example, the Priest may ask us to share more.

➔ **3** This week, help your child understand what it means **to make a promise to do better.** Help them choose ways to change based on this chart. They should write in their responses.

Session 4: First Reconciliation Child Text Growing Up Catholic



At home this week
 Work on this together at home as a way of continuing the process of preparing for the Sacrament of Reconciliation

In the Act of Contrition, we promise to have a "**firm purpose of amendment.**" This means that we promise to try our best to love more and sin less, especially the sins we have committed in the recent past. This week, practice making promises. Use the chart below to help you.

Sins we might have committed in the past	What will you promise to do better in the future?
I fought with my brothers or sisters	
I did not say my prayers every day	
I told a fib (a lie) about someone else	
I watched TV instead of doing my homework	
I complained when my mom or dad asked me to do my chores	
I stole a book from someone in school	

© Pastoral Planning.com 2008. All rights reserved. 8