

# 2

## 1 Grow Closer to Jesus

Growing Up Catholic means living as a Friend of Jesus.

- Jesus loves you very much
- He gave his life for you!
- He calls you to be his Friend



### Who are the Friends of Jesus?

- You are!
- You have been chosen by Jesus as a friend!
- When you have a friend, you spend time together
- Friends of Jesus talk with him every day
- In the Sacrament of Reconciliation, you learn to know Jesus as your Friend
- You are in the process of **growing up Catholic**  
**God chose YOU!**

Parent lesson plans for page one of the 2<sup>nd</sup> lesson.

Follow the numbers.

- 1 Invite your child to tell you what it's like to be someone's **friend**. What do friends do with and for each other?

They might say some things like


- ✚ Friends talk together
- ✚ Friends trust each other
- ✚ Friends share things together
- ✚ Friends make up after a fight
- ✚ Or others

➤ 2 Explain to your child what it means that **Jesus gave his life for us**. Tell the story of Jesus. Tell them that Jesus is God's Son. Say that he lived a long time ago, and that he was sent by God to teach us how to live and to tell us that God loves us. Some of the people rejected his teachings and he died on the Cross. Here is an image of the Cross to show them.

➤ 3 Explain that in the Sacrament of Reconciliation, we say we are **sorry** for our sins, and we thank Jesus for his sacrifice for us.



Session 2: First Reconciliation Child Text Growing Up Catholic



**Prayer Celebration:  
Growing up Catholic makes you a  
Friend of Jesus**

*Begin with the Sign of the Cross. Everyone say it aloud together.*  
In the name of the Father, and of the Son, and of the Holy Spirit. Amen.

Leader: Jesus, we thank you for loving us.

All: Please help us to love others in the same way.

Leader: Jesus, please come to live in our homes with us.


All: We welcome you as our guest.

Leader: Jesus, help us listen to your words from the Bible.

Reader: **Read or listen now to God's Word from the Bible: (John 14:21)**  
A reading from the Gospel of John...  
... The Gospel of the Lord  
All: Praise to you, Lord Jesus Christ!

Listen to the Leader.

All: *(pause after each line)*  
Jesus, thank you for being our friend,  
and for giving your life for us.  
Thank you for giving us the love  
which we have for each other.  
Help us learn how to be a better friend  
and how to celebrate this Sacrament.  
Amen.



© PastoralPlanning.com 2008. All rights reserved. 2

Parent lesson plans for page two of the 2<sup>nd</sup> lesson.  
Follow the numbers.

➔ **1 Pray** this with your child, helping them find their way through it as the leader guides you.

When the time comes, help them write **the things that friends do** on the slips of paper. You talked about this with your child on page one.

➔ **2** At the end of the prayer, ask your child to go back over this and circle **every word which they don't understand**. Explain the meaning of any such words to them.

**3** Explain what it means to do things sometimes that **hurt our friends**. Help them understand that sometimes we do things on purpose to hurt others because we are angry with them. Other times things happen that are not on purpose.


**4** Explain that we go to Confession because sometimes we fail to love God or our parents or each other as much as we should. **Confession** helps us stay on track.

**A note about your child:**  
Children at this age are beginning to understand right from wrong in their choices. You can help them distinguish between them by being very careful not to blame them for accidents which are not their fault. Later in this lesson, we'll cover this again.

Session 2: First Reconciliation Child Text Growing Up Catholic

### What is the Bible?

- ✦ The Bible is a very holy book.
- ✦ The Bible tells the story of how God loves us
- ✦ And about what God wants us to do as Friends of Jesus.



God gave us Rules of Love to help us know what to do to be good, to choose love, and to avoid sin.

The Church helps us understand these Rules of Love.


From the list below, write the ones that are in the Bible:

- Obey your parents \_\_\_\_\_
- How to fix a car \_\_\_\_\_
- Keep Sunday holy \_\_\_\_\_
- How to play a game \_\_\_\_\_
- Never tell a lie \_\_\_\_\_

### Who is the Holy Spirit?

The Holy Spirit is a special helper sent by Jesus to help you stay close to him. The Holy Spirit helps you be sorry when you do things that are wrong.

**It is the Spirit of God within you!**



© PastoralPlanning.com 2008. All rights reserved. 3

Parent lesson plans for page three of the 2<sup>nd</sup> lesson.  
 Follow the numbers.

**1** For this lesson, it is necessary for you to have a **Bible** in your hands. Open it and show it to your child, as you did in the last class.

Beforehand, become familiar with the Bible yourself, if you are not already.

**2** This exercise lists three items which come from the Ten Commandments, “**God’s Rules of Love.**” Help your child identify them and write them on the lines to the right. (Hint: Fixing a car and playing a game are NOT from the Ten Commandments.)

This is a way to begin to introduce your child to the idea that some things come from the Bible and other things do not.

**3** Explain to your child that the **Holy Spirit** is with us every day, helping us know what God wants us to do. Tell them about your own experience of the Holy Spirit – perhaps a time when you felt great inspiration, or when you had an insight that came from God. Tell them that the Holy Spirit is God’s Spirit – it’s the Spirit of Love!


**Special Note**

This would be a wonderful time for you to buy your child a Bible as a gift. There are several good Catholic children’s Bibles available.

Invite them to put their name in the Bible, to make it their own. Tell them it’s OK to underline favorite passages, or to write notes in the margin of their Bible.

Another option is for you as a family to own a Bible which everyone uses together.

Session 2: First Reconciliation Child Text Growing Up Catholic



**Meeting Jesus in the Bible**  
 Jesus helps us choose right from wrong. The Holy Spirit is our helper. We learn how to make good choices.

**The Man with Two Sons**

Then Jesus told everyone a story.

A man had two sons.  
 He went to one of them and said, "Come and help me."  
 But his son said "No,  
 I will not help."


Then later this son changed his mind  
 and showed up to help his dad.

Then the father went to his other son  
 and also asked him to help him.  
 This son said "Yes, I will help!"  
 But then he never did show up.

"Which son did what his father  
 wanted?" Jesus asked.

The people answered, "The first one;  
 even though he said no, eventually  
 he did go."

Jesus said, "That's right.  
 People who commit bad sins will go to heaven  
 if they are sorry for them.  
 But a lot of people say they will have faith,  
 but then they never do. Don't be like them!"  
(Based on Matthew 21:28-32)



© PastoralPlanning.com 2008. All rights reserved. 4

Parent lesson plans for page four of the 2<sup>nd</sup> lesson.  
 Follow the numbers.


- 1 Begin by showing your child the **Bible** again. Open it to show them this passage.
- 2 Tell them that we are going to read this story in words that we understand better.
- 3 Then close the Bible and ask them to read this passage aloud. Help them when needed.

4 Make sure they **understand** the story told in this passage of Scripture. Ask them to tell the story in their own words after reading it.

5 Explain that sometimes **it is hard to make good choices**. We get stubborn or we feel lazy. So even when you as parents, or their teachers, or the pastor of the parish, tell them what is right and wrong, they still make bad choices.

6 Refer to the Bible story again and tell them that what matters is that, in the end, the Son **changed his mind and heart** and did what his father asked him to. We can make up for our bad choices by making a firm promise to be good in the future.

Parent lesson plans for pages 5 & 6 of the 2<sup>nd</sup> lesson.  
 Follow the numbers.



➔ **1** Time for a break! Help your child **enjoy** coloring this image of the Bible story.

Coloring time is a good time to be close to your child without necessarily talking about faith.

Don't be afraid to **put your arm around your child** during this time.

Session 2: First Reconciliation Child Text Growing Up Catholic

**Making Good Choices**  
 Growing up Catholic means learning to know when you commit a sin.

An accident: an action not done on purpose. Accidents are not sins.

A choice to sin: an action done on purpose, or the failure to love done on purpose. If you know it's wrong and you do it anyway, it's a sin.

**Is each of these a choice or an accident?**  
 Write an "A" on the line if the action was an accident. Write an "S" on the line if it was a sin.

Your mom asks you to clean your room but you decide to watch TV instead. \_\_\_\_\_  
**OR**  
 Your mom asks you to clean your room but your school bus comes and you can't do it right now. \_\_\_\_\_

You drop your sister's favorite toy and it breaks. \_\_\_\_\_  
**OR**  
 You are angry with your sister, so you break her favorite toy. \_\_\_\_\_

Your dad asks where your homework is but you didn't do it so you lie and say you don't know. \_\_\_\_\_  
**OR**  
 Your dad asks where your homework is but you forgot where you put it and tell him that. \_\_\_\_\_

© PastoralPlanning.com 2012. All rights reserved. 6

➔ **2** Help your child understand fully the difference between accidents and sins. It's not a sin to do something accidentally, even if a bad thing happens as a result.

➔ **3** A child of this age can begin to distinguish between these two things. This exercise helps them sort it out.

**4** Help them understand:  
 (1) **Sin is freely choosing to do wrong** □  
 (2) It hurts both them and the people around them.  
 (3) Sin also weakens our friendship with God.

**The Sacrament of Reconciliation**

The Reading from the Bible

After the priest welcomes you, what is the next thing that happens?



- There is often a reading from the Bible.
- This reading is about God's mercy.
- You listen quietly and say a little prayer in your heart.

You get ready to make your Confession

How do you prepare your heart for this moment?

- You spend time in quiet **prayer**, thinking about ways that you have sinned
- You ask God to help you be **honest and humble**.
- You trust the priest to help you.



Parent lesson plans for pages 7 & 8 of the 2<sup>nd</sup> lesson.

Follow the numbers.

1 Throughout this lesson we have been introducing your child to the **Bible**.

Explain that when they go to Confession, the Priest may start with a short reading from Scripture.

2 Explain to your child that it is necessary to **prepare** to celebrate Reconciliation or Confession. Invite them to write a prayer on page 8 which asks God for help. Help them fill in the blanks in this prayer.


**Complete the words of this prayer.**

Pray them as you get ready for your first celebration of Reconciliation.

Dear Jesus,  
 My name is \_\_\_\_\_  
 I am from the parish of \_\_\_\_\_  
 \_\_\_\_\_ I love you  
 very much. Help me be \_\_\_\_\_  
 as I get ready to go to \_\_\_\_\_  
 for the very first time. I want to be  
 \_\_\_\_\_ about my sins and tell  
 them all to the Priest. Thank you for  
 \_\_\_\_\_ me and \_\_\_\_\_  
 me. Love, \_\_\_\_\_

3 Your child may have some ideas about the blanks to fill in, but here is our list of words:

- ✚ your child's name
- ✚ your parish
- ✚ humble
- ✚ confession
- ✚ honest
- ✚ loving
- ✚ forgiving
- ✚ name



**At home this week**  
Work on this together at home as a way of continuing the process of preparing for The Sacrament of Reconciliation

Use the following chart to read passages from the Bible that will help you prepare to make a good Confession.

| For the child to read  | For the parent to read   | Write one or two words that you noticed in this reading |
|--|--|---|
| <b>Matthew 6:14</b><br>For if you forgive others their sins, your heavenly Father will also forgive you. | <b>Matthew 6:15</b><br>But if you do not forgive them, neither will your Father forgive your sins.               |   |
| <b>Luke 6:32</b><br>If you love only those who love you, how does that make you good?                    | <b>Luke 6:35</b><br>Love your enemies... your reward will be great   |   |
| <b>James 2:14</b><br>What good it is if you say you have faith but you don't live that way?              | <b>James 2:17</b><br>It isn't enough to say you believe if you don't act that way.                               |   |
| <b>1 Peter 3:8</b><br>Have unity of spirit among you.  | <b>1 Peter 3:8</b><br>Love one another with a tender heart and a humble mind.                                    |   |
| <b>1 John 2:10</b><br>Whoever loves another lives in the light of God.                                   | <b>1 John 2:11</b><br>Whoever hates another, lives in darkness.  |   |
| <b>1 John 3:14</b><br>Little children, let us love, not in word alone, but in truth and action!          | <b>1 John 3:23</b><br>This is his commandment, that we should believe in the name of Jesus and love one another. |   |

Growing Up Catholic + Reconciliation + Session 2: Being Close to Jesus ©PastoralPlanning.com 8

Parent lesson plans for page nine of the 2<sup>nd</sup> lesson.  
Follow the numbers.

1 The material which you take home between the sessions (or continue to do at home, if you are learning there in the first place) is very important.

It helps your child see that religion is not merely something for the parish. **It's for everyday life!**

2 Take the time to help **your child learn more about the Bible** this week. Explain to them that every time we Catholics celebrate a Sacrament, we have a reading from the Bible. Explain that the word Scripture and Bible mean the same thing. We read Scripture so often because it is God's Word.

3 In this exercise, invite your child to note any words that they want to. Talk with them about the words they chose to list. Also **do this exercise yourself**. Write which words from these readings struck you. Which phrase or idea came through to you? Share that with your child.

4 Help your child **memorize** one or two of these Bible verses. One way to do that is to write them on a card, and to rehearse together. You may both end up learning the verses by heart!

5 If you have a family Bible or if you gave your child a Bible, invite them to find these passages and underline them.