

## 2 We Listen to the Readings & the Homily

### The **Word**

The Bible is God's Word.  
Jesus is God's Word.  
The Church teaches God's Word.

God's Word is **everything we know about God**



### We Learn & Grow

- The Bible is God's Word written in human words
- There are **3 readings** at Sunday Mass
- After the Readings, the priest or deacon helps us understand in the **homily**
- We take the Word home and share it with others
- We are thankful for the Bible

### We are the People of God!

Parent lesson plans for page one of the 2<sup>nd</sup> lesson.

Follow the numbers.

1 In this lesson, your child will learn about the **Liturgy of the Word** at Mass. It's important for your child to understand the central role which the Bible plays in the life of all Christians, and especially Catholics.

2 If possible, have a Bible on hand for this lesson.

3 Make sure your child understands each word on this page. Of course, the best way to learn about **the Liturgy of the Word** is to experience it often. After Mass next Sunday, take the time to return to this page and review it with your child.

4 Help your child understand that the Bible is not just one book among many. It is **the most important book** in the world because it is God's Word, given to us through human beings who wrote under divine inspiration.

5 Make sure your child understands that the Readings at Mass aren't meant to be listened to and forgotten, but we are to **take them home with us** and live them every day.

6 The At Home This Week exercise at the end of this lesson will be a chance for you and your child to **explore the Gospels** to learn more about Jesus.



**Prayer Celebration:  
Growing up Catholic means we  
Gather with God's People**

A Prayer to be Thankful  
for God's Word in the Bible

Everyone begins by making the Sign of the Cross  
In the name of the Father, and of the Son, and of the Holy Spirit. Amen.

Leader: Thank you for giving us the Bible, O God.  
All: Help us listen to your Word with reverence.

Leader: Give us the Spirit of an open heart.  
All: Help us listen to your Word with reverence.

Leader: Make us willing to follow your teachings.  
All: Help us listen to your Word with reverence.

Please listen to the Reader now.  
Reader: A reading from the Gospel of Luke (8:5-8a)  
(At the end of the reading:) This is the Gospel of the Lord  
All: Praise to you, Lord Jesus Christ!

Please listen to the leader.  
When the time comes, please bring up your slip of paper with your promise to Jesus  
written on it. Place it here on this table.

Let us pray together  
(please pause after each line)

Oh Spirit of God  
Open our hearts to hear your Word  
when it is read from the Bible.  
Help us to be loving followers of Jesus  
and friends to one another.  
We pray through Christ, our Lord. Amen.

© PastoralPlanning.com 2008. All rights reserved.

2






Parent lesson  
plans for page  
two of the 2<sup>nd</sup>  
lesson.

Follow the numbers.

**1 Pray** this with your child, helping them find their way through it as the leader guides you.

**2** When the time comes, help them identify at least one way in which they can do something **to help their faith grow**. You should also make a commitment and share it with your child. When the time comes, these will be brought forward.

**3** Explain that at Mass the three readings, plus the Psalm, are chosen by the Church for us. Show them this outline:

-  **1<sup>st</sup> Reading:** Usually from the Old Testament, telling of God's plan for us.
-  **Response:** This is usually a Psalm (one of the books of the Old Testament) but is also sometimes from another part of the Bible.
-  **2<sup>nd</sup> Reading:** Usually from one of the Letters of the New Testament. Sometimes this reading is called "the Epistle." The word "epistle" means "letter" in Latin.
-  **Alleluia:** We sing this happy song to prepare our hearts to hear the Gospel reading.
-  **The Gospel:** This is always a reading from one of the four Gospels: Matthew, Mark, Luke, or John.

Session 2: First Eucharist Child Text Growing Up Catholic

### What is the Liturgy of the Word?

Match the word on the left with the correct meaning on the right.

Word	What it means
Gospel	Special prayers which we pray at the very end of the Liturgy of the Word
Old Testament	A letter written by early church leaders
Prayer of the Faithful	All the stories in both the Old and New Testament
Letter or Epistle	The 4 stories about Jesus in the New Testament
Psalm	The first part of the Mass when we hear readings from the Bible
Homily	The Gospels and all the letters telling about Jesus and his followers
The Bible	A special prayer which we pray after the readings at Mass and at other times
Liturgy of the Word	The stories about the people who lived before Jesus, the Jewish people
New Testament	When the priest or deacon explains the readings at Mass

© PastoralPlanning.com 2008. All rights reserved. 3

Parent lesson plans for page three of the 2<sup>nd</sup> lesson.  
 Follow the numbers.

**1** It is important for your child to be familiar with the **Liturgy of the Word**. Help them work through this exercise, taking the time to make sure they understand each part.

We have given two answers to get you started, but please review these with your child as well.

**2 Here is the key:**

- 1 = 4
- 2 = 8 (given)
- 3 = 1
- 4 = 2
- 5 = 7 (given)
- 6 = 9
- 7 = 3
- 8 = 5
- 9 = 6

**3 Using your Bible at Home**

Here are three suggestions for how you might make the Bible a bigger part of your household life, without overdoing it.

**First**, have a Bible that you can actually read. Make sure it is not merely a decoration in your home, but an actual part of your daily life.

**Second**, buy a children’s Bible for these years while your child is learning and growing. It will have pictures and stories, written in a child’s language.

**Third**, use it! A wonderful time for Bible stories and short readings is just before bedtime. Re-read the Gospel from the previous Sunday and talk about it together.

Parent lesson plans for pages 4 & 5 of the 2<sup>nd</sup> lesson.

Follow the numbers.

**The Liturgy of the Word**  
 From the list below, draw an arrow to show which are the four parts of the Liturgy of the Word





Readings      Breakfast      Homily

Prayer of the Faithful      The Creed      Homework

© PastoralPlanning.com 2008. All rights reserved. 4

1 There is no need to spend a lot of time with this exercise. Help your child complete it and be sure they know about each of these parts of the Mass. We have drawn one of the lines for you.

2 For your own use, here is the key. The order of the Liturgy of the Word is:

-  The Readings
-  The Homily
-  The Creed
-  The Prayer of the Faithful

Session 2: First Eucharist Child Text      Growing Up Catholic

**Meeting Jesus in the Bible**

**Mary Learns From Jesus**

One day Jesus went to visit the home of two of his friends, named Martha and Mary. When he arrived, they were very excited to see him.

Martha was busy getting some food ready to eat, but Mary didn't help. She sat by Jesus. She listened to every word he said.

So Martha was unhappy. "Why don't you tell her to help me?" she said to Jesus.

But Jesus told her not to worry so much.

The important thing, he said, is to learn from him.

(Based on Luke 10:38-42)

© PastoralPlanning.com 2008. All rights reserved. 5

3 Begin by showing your child a **Bible**. Open it to show them this passage.


4 Tell them that we are going to read this story in words that we understand better.

5 Then close the Bible and ask them to read this passage aloud. Help them when needed.

6 **Ask:** What did Jesus think was the one important thing? What did you learn from Jesus in this story? (To listen to Jesus, to the readings at Mass.)

Parent lesson plans for pages 6 & 7 of the 2<sup>nd</sup> lesson.

Follow the numbers.



1 Time for a break! Help your child **enjoy** coloring this image of Jesus,  a a, a  a .

Coloring time is a good time to be close to your child without necessarily talking about faith.

Don't be afraid to **put your arm around your child** during this time. Affirm your child often for his or her work.

Session 2: First Eucharist Child Text Growing Up Catholic

**The Sacrament of The Eucharist**  
Holy Communion

**The Penitential Rite**

**What is mercy?**  
When God shows loving kindness towards us even though we hurt him when we sin.

Fill in the missing part. Each box has something in it.

What the Priest says	What the People say
Lord, have mercy	
	Christ, have mercy
Lord, have mercy	
May almighty God have mercy on us, forgive us our sins, and bring us to everlasting life.	

**The Liturgy of the Word**

- > This is a time for us to listen to the Bible and hear the Homily.
- > We allow God's Word to form us.
- > We learn about Jesus and his followers.

© PastoralPlanning.com 2008. All rights reserved. 7

2 In this exercise, your child will rehearse the **Lord Have Mercy** prayer. Explain that this prayer is part of the Penitential Rite, when we tell Jesus we are sorry for our sins.

Ask your child why this is important. He or she has learned this in the past lesson. Tell your child about a time when you have shown **mercy** toward them. Then help them write in the correct lines.


3 The missing lines are:

- ✚ Lord have mercy
- ✚ Christ have mercy
- ✚ Lord have mercy
- ✚ Amen

4 Make sure your child fully understands the Liturgy of the Word.

Parent lesson plans for pages 8 & 9 of the 2<sup>nd</sup> lesson.  
 Follow the numbers.

Session 2: First Eucharist Child Text Growing Up Catholic



**At home this week**  
 Work on this together at home as a way of continuing the process of preparing for the Sacrament of the Eucharist

**Meeting Jesus in the Bible!**  
 As a household this week, take the time to become more familiar with the story of Jesus in the Bible. Use this chart to guide you, and with Bibles in hand, help your child become thoroughly familiar with these facts.  
The answers to some of these questions may vary. The key is to be familiar enough to answer them all. Your reference in the Bible is the Gospel of Luke.

Where was Jesus born (Luke 2:1-7)?  
 \_\_\_\_\_  
 \_\_\_\_\_

Who were his parents (Luke 2:1-7)?  
 \_\_\_\_\_  
 \_\_\_\_\_

How did Jesus teach us to treat our enemies (Luke 6:27-31)?  
 \_\_\_\_\_  
 \_\_\_\_\_








Who did Jesus teach is really great (Luke 9:46-48)?  
 \_\_\_\_\_  
 \_\_\_\_\_

© PastoralPlanning.com 2008. All rights reserved. 8



**1** The purpose of this exercise is to help you and your child explore the Bible at home.

If you don't have a Bible to use, ask your parish leader for one. If possible, use a children's Bible.

**2** Here is the key, but please do not use this until you have helped your child find these answers in the Gospels themselves:

-  Bethlehem
-  Mary & Joseph
-  We should love them
-  A little child
-  The Our Father
-  He loved them
-  The Cross

These two answers are not in a specific Bible verse:

-  Because he loves us
-  He's here with us

How did Jesus teach us to pray (Luke 11:1-4)?  
 \_\_\_\_\_  
 \_\_\_\_\_  
 \_\_\_\_\_

How did Jesus feel about little children (Luke 18:15-17)?  
 \_\_\_\_\_  
 \_\_\_\_\_

On what did Jesus die (Luke 23)?  
 \_\_\_\_\_  
 \_\_\_\_\_

Why did Jesus die?  
 \_\_\_\_\_  
 \_\_\_\_\_

Where is Jesus now?  
 \_\_\_\_\_  
 \_\_\_\_\_

© PastoralPlanning.com 2008. All rights reserved. 9